

AIDFORTRADE AT A GLANCE 2013

TRADE INDICATORS (OUTCOMES)

Indicator	2005	2011
GDP growth (%)	-4.1	1.0
Number of exporters	n.a.	n.a.
Product export concentration (0 to 1)	n.a.	n.a.
Goods RTAs notified to the WTO	n.a.	2
Services EIAs notified to the WTO	n.a.	0
Services sectors with GATS commitments	0	0
Tariffs (%)		
Imports: simple avg. MFN applied	n.a.	7.7
Imports: weighted avg. MFN applied	n.a.	n.a.
Exports: weighted avg. faced	n.a.	4.8
Exports: duty free (value in %)	n.a.	12.8

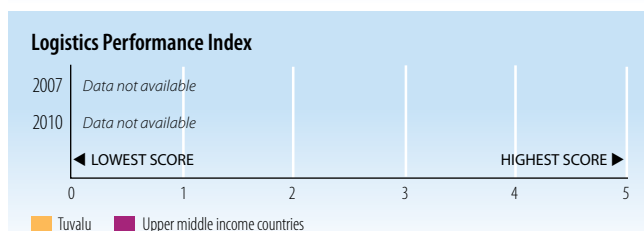

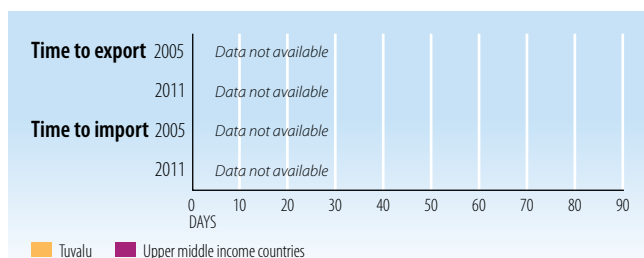
Sources: UN Comtrade; World Bank, Exporter Dynamics Database; World Bank, World Development Indicators; WTO, Trade and Tariff Profiles

EXPORT SHARES BY REGION (%)

	2005	2011
Africa	0.0	n.a.
Asia	100.0	n.a.
Commonwealth of Independent States	0.0	n.a.
Europe	0.0	n.a.
Middle East	0.0	n.a.
North America	0.0	n.a.
South and Central America	0.0	n.a.

Source: WTO, Trade and Tariff Profiles

TRADE FACILITATION INDICATORS



Source: World Bank, World Development Indicators

DEVELOPMENT INDICATORS (IMPACTS)

Indicator	2005	2010
Unemployment (% of total labour force)	6.5	n.a.
Labour force, female (% of total labour force)	n.a.	n.a.
Net ODA received (% of GNI)	24.4	26.2
Import duties collected (% of tax revenue)	n.a.	n.a.
Total debt service (% of total exports)	n.a.	n.a.
Human Development Index (0 to 1)	n.a.	n.a.

Sources: UNDP, International Human Development Indicators; World Bank, World Development Indicators

GROSS DOMESTIC PRODUCT

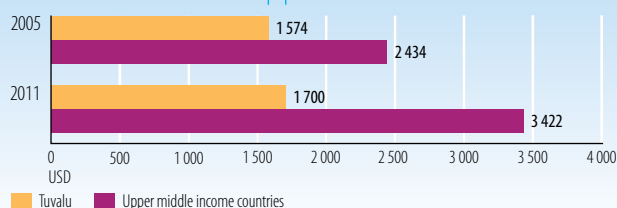
GDP per capita (PPP, current international \$)

Percentage change 2005-2011 Data not available.



GDP per capita (constant 2000 USD)

Percentage change 2005-2011 +8%



Source: World Bank, World Development Indicators

Population living below USD 1.25 a day (% PPP)

2005

Data not available.

2010

Data not available.

Population living below USD 2.00 a day (% PPP)

2005

Data not available.

2010

Data not available.

Income share held by highest 20%

2005

Data not available.

2010

Data not available.

Source: World Bank, World Development Indicators

StatLink <http://dx.doi.org/10.1787/888932846082>