



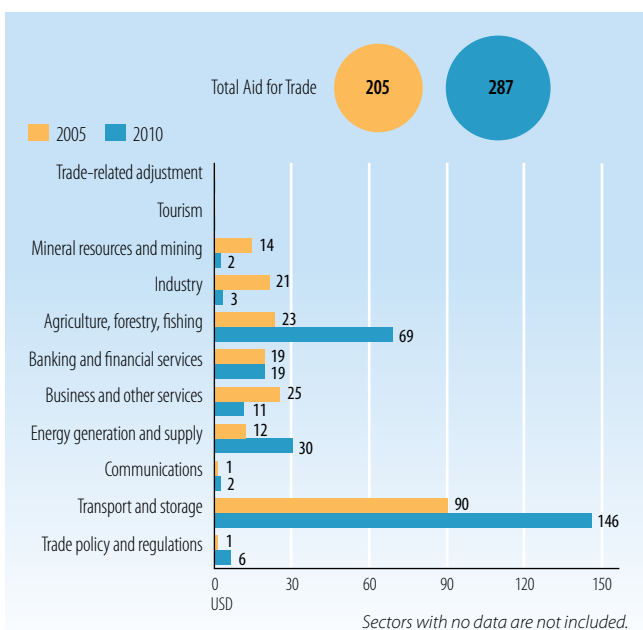
Aid, Trade and Development Indicators for Democratic Republic of the Congo

INVESTMENT AND FINANCING (INPUTS)

Indicator (million current USD)	2005	2008	2010	Δ:05-10
Gross fixed capital formation	1 008.3	2 783.9	n.a.	n.a.
of which: public	262.6	1 466.8	n.a.	n.a.
of which: private	745.7	1 317.0	n.a.	n.a.
External financing inflows				
FDI inflows	n.a.	1 726.8	2 939.3	n.a.
Long-term external debt and IMF disbursements	288.1	99.9	116.0	-60%
Trade-related non-concessional flows disbursed	0.0	0.0	0.0	0%
AfT flows disbursed	204.7	261.8	287.5	40%
Remittances and compensation of employees	n.a.	n.a.	n.a.	n.a.

Sources: OECD, DAC-CRS Aid Activities Database; World Bank, World Development Indicators; World Bank, International Debt Statistics

AfT DISBURSEMENTS BY SECTOR (million current USD)



Source: OECD, DAC-CRS Aid Activities Database

AfT DISBURSEMENTS: TOP DONORS (million current USD)

Year	Donor	Value	%
2005	World Bank	172.9	84
	EU Institutions	18.2	9
	Belgium	6.1	3
	United Kingdom	3.2	2
	Germany	2.8	1
2010	World Bank	88.3	31
	EU Institutions	52.6	18
	African Dev. Bank	40.8	14
	Belgium	35.4	12
	United Kingdom	23.1	8

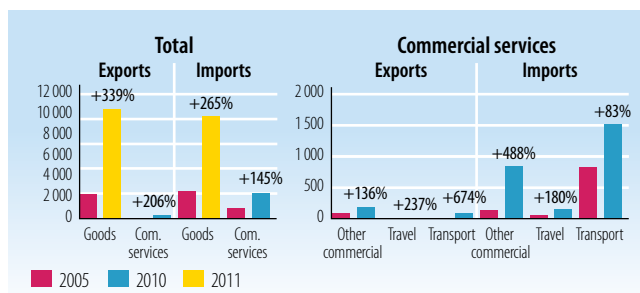
Source: OECD, DAC-CRS Aid Activities Database

TRADE PERFORMANCE (OUTPUTS)

Indicator	2005	2008	2011	Δ:05-11
Trade to GDP ratio (%)	86	135	130	44
Commercial services exports as % of total exports	4	5	n.a.	n.a.
Commercial services imports as % of total imports	27	22	n.a.	n.a.
Non-fuel intermediates (% of merchandise exports)	n.a.	n.a.	n.a.	n.a.
Non-fuel intermediates (% of merchandise imports)	n.a.	n.a.	n.a.	n.a.

Source: WTO Secretariat

TRADE FLOWS (million current USD)



Source: WTO Secretariat

TOP 5 MARKETS FOR MERCHANDISE EXPORTS (%)

Market	2005 (%)	2010 (%)

Data not available.

Source: WTO Secretariat

TOP 5 EXPORT PRODUCTS (% of merchandise exports)

Product	2005 (%)	2010 (%)

Data not available.

Source: WTO Secretariat

TOP 5 MARKETS FOR MERCHANDISE IMPORTS (%)

Market	2005 (%)	2010 (%)

Data not available.

Source: WTO Secretariat

TOP 5 IMPORT PRODUCTS (% of merchandise imports)

Product	2005 (%)	2010 (%)

Data not available.

Source: WTO Secretariat


TRADE INDICATORS (OUTCOMES)

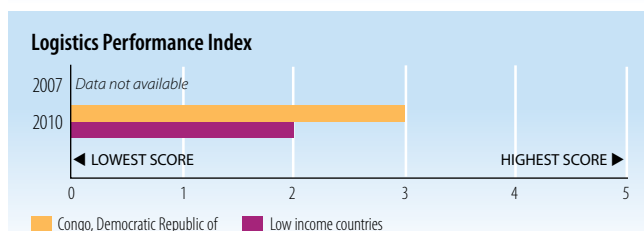
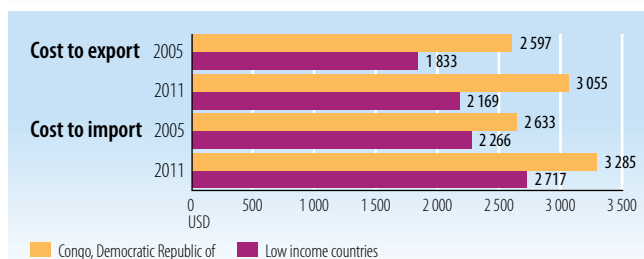
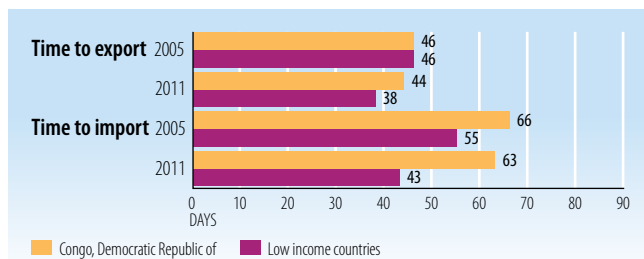
Indicator	2005	2011
GDP growth (%)	7.8	6.9
Number of exporters	n.a.	n.a.
Product export concentration (0 to 1)	n.a.	n.a.
Goods RTAs notified to the WTO	n.a.	2
Services EIAs notified to the WTO	n.a.	0
Services sectors with GATS commitments	12	12
Tariffs (%)		
Imports: simple avg. MFN applied	n.a.	n.a.
Imports: weighted avg. MFN applied	n.a.	n.a.
Exports: weighted avg. faced	n.a.	n.a.
Exports: duty free (value in %)	n.a.	n.a.

Sources: UN Comtrade; World Bank, Exporter Dynamics Database; World Bank, World Development Indicators; WTO, Trade and Tariff Profiles

EXPORT SHARES BY REGION (%)

	2005	2011
Africa	n.a.	n.a.
Asia	n.a.	n.a.
Commonwealth of Independent States	n.a.	n.a.
Europe	n.a.	n.a.
Middle East	n.a.	n.a.
North America	n.a.	n.a.
South and Central America	n.a.	n.a.

Source: WTO, Trade and Tariff Profiles

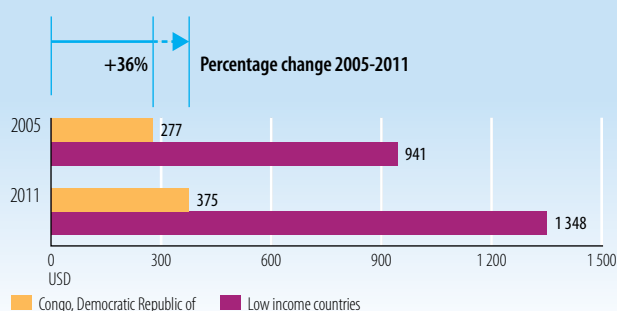
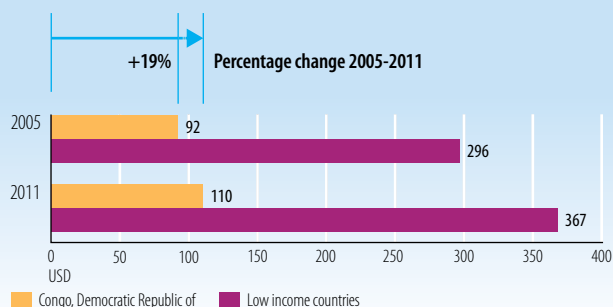
TRADE FACILITATION INDICATORS


Source: World Bank, World Development Indicators

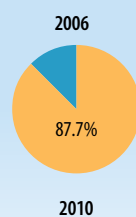
DEVELOPMENT INDICATORS (IMPACTS)

Indicator	2005	2010
Unemployment (% of total labour force)	n.a.	n.a.
Labour force, female (% of total labour force)	50.2	49.9
Net ODA received (% of GNI)	28.2	29.0
Import duties collected (% of tax revenue)	32.9	34.5
Total debt service (% of total exports)	7.8	3.8
Human Development Index (0 to 1)	0.26	0.28

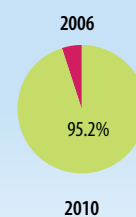
Sources: UNDP, International Human Development Indicators; World Bank, World Development Indicators

GROSS DOMESTIC PRODUCT
GDP per capita (PPP, current international \$)

GDP per capita (constant 2000 USD)


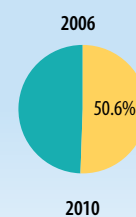
Source: World Bank, World Development Indicators

Population living below USD 1.25 a day (% , PPP)


Data not available.

Population living below USD 2.00 a day (% , PPP)


Data not available.

Income share held by highest 20%


Data not available.

Source: World Bank, World Development Indicators

StatLink <http://dx.doi.org/10.1787/888932845037>