

OECD ABSTRACT OF AGRICULTURAL AND FORESTRY TRACTOR PERFORMANCE TEST

OECD Approval Number	2/3 022
OECD Approval Date	02/02/2017
Make	John Deere
Model	6195M
Type	4 WD
Transmission	PowerQuad
Speed	40 km/h
Manufacturer	John Deere GmbH &Co. KG
Testing Station	DLG e.V. – Germany



SPECIFICATIONS

ENGINE

<i>Make</i>	John Deere Power System
<i>Model</i>	6068HL502A
<i>Type</i>	Direct injection
<i>Supercharging</i>	Yes
<i>Cylinders</i>	6
<i>Disposition</i>	in line
<i>Capacity</i>	6724 cm ³
<i>Cooling</i>	Liquid

TRANSMISSION

<i>Gear box</i>		PowerQuad
<i>Number of forward and reverse speeds</i>	20	20
<i>Speed at rated engine speed</i>	from 2,55	to 41,62 km/h

POWER TAKE-OFF SPECIFICATIONS

<i>Standard Power take-off speed</i>	<u>540 min⁻¹</u>	<u>1000 min⁻¹</u>
<i>Power take-off speed at rated engine speed</i>	582 min ⁻¹	1077 min ⁻¹
<i>Diameter of the shaft</i>	35 mm	35 mm
<i>Number of splines</i>	6	21

PTO TEST RESULTS

One hour test at maximum power

Power, Engine and Power take-off speed	134,97 kW	1700 min ⁻¹	872 min ⁻¹
Hourly and specific consumption		37,34 l/h	232 g/kWh
Hourly and specific urea consumption		0,78 l/h	6,3 g/kWh

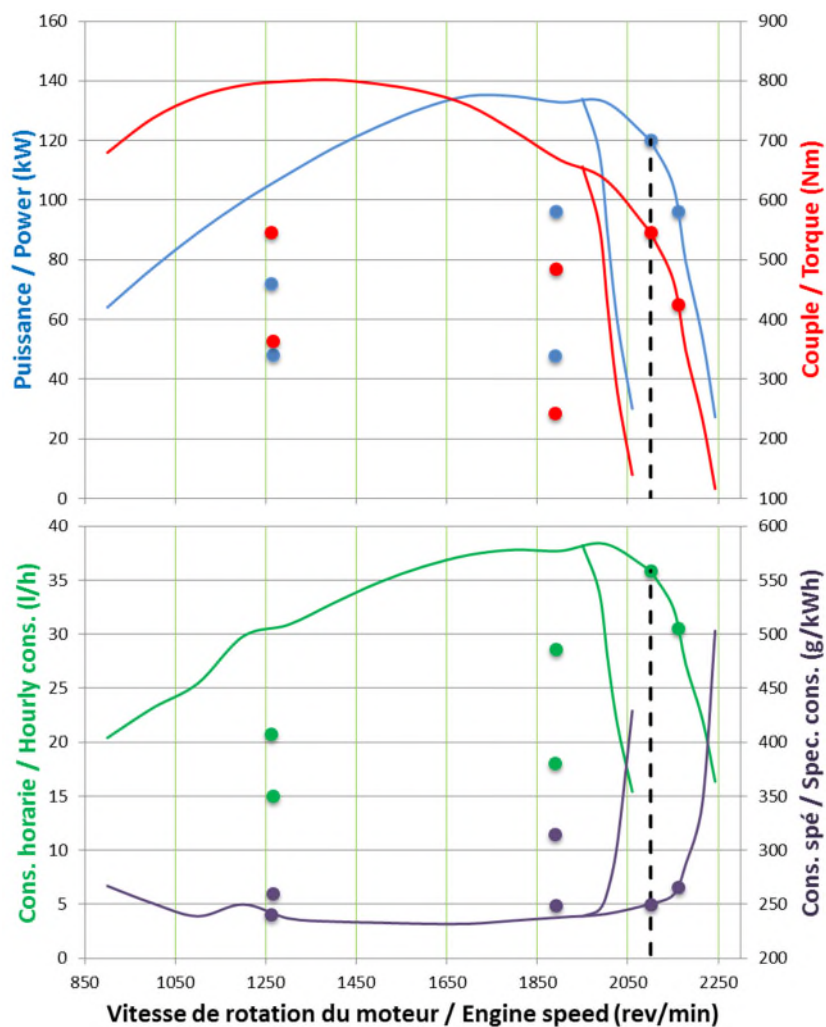
Test at maximum power at rated engine speed

Power, Engine and Power take-off speed	120,13 kW	2100 min ⁻¹	1077 min ⁻¹
Hourly and specific consumption		35,91 l/h	250 g/kWh
Hourly and specific urea consumption		0,83 l/h	7,6 g/kWh

Test at standard Power take-off speed

Power, Engine and Power take-off speed	134,0 kW	1950 min ⁻¹	1000 min ⁻¹
Hourly and specific consumption		38,2 l/h	239 g/kWh
Hourly and specific urea consumption		0,83 l/h	6,8 g/kWh

<u>Torque rise</u>			46,7 %
<u>Maximum torque, Engine speed corresponding</u>		801,55 Nm	1400 min ⁻¹



PARTICULATE FILTER ACTIVE REGENERATION FUEL USE

Not applicable

HYDRAULIC PERFORMANCE AND POWER LIFT TEST

Hydraulic system

closed centre

Relief valve pressure setting (tolerance):

20,5 ± 0,5 MPa

HYDRAULIC PERFORMANCES

At maximum hydraulic power

Flow rate, Pressure, Power (couplers: 1 pair)	104,2 l/min	16,9 MPa	29,3 kW
Flow rate, Pressure, Power (couplers: 2 pairs or +)	101,2 l/min	18,9 MPa	31,9 kW

POWER LIFT

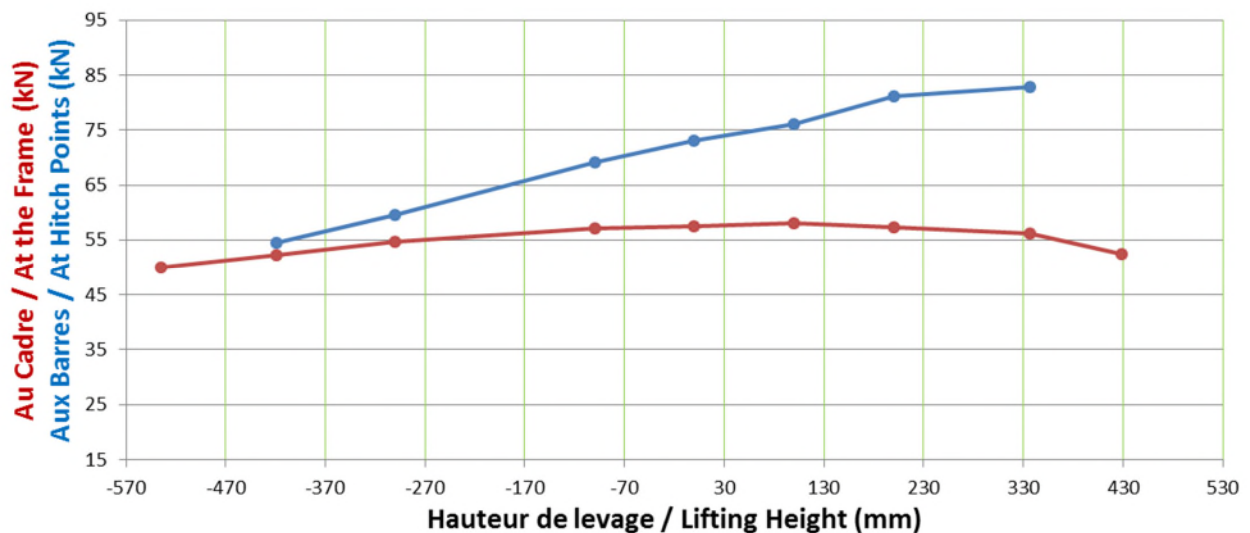
Maximum lifting force

at the hitch points

54,4 kN

at the frame

50,0 kN

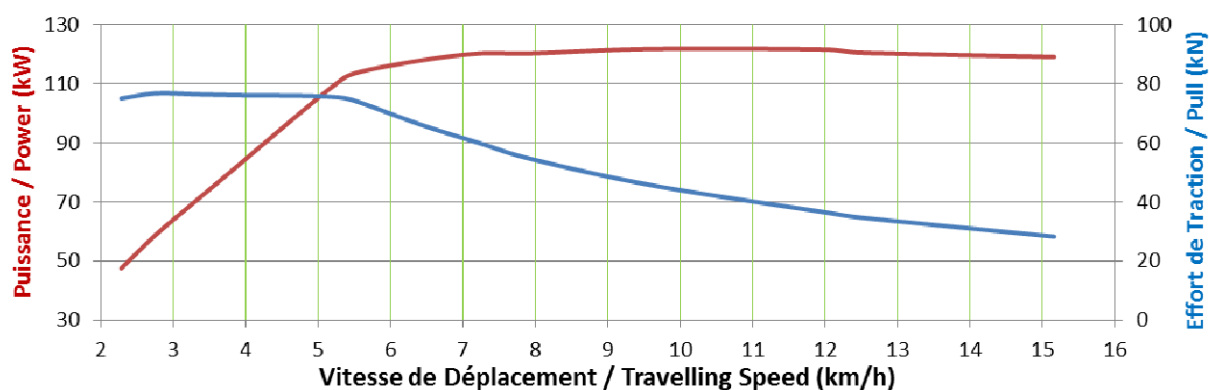


DRAWBAR TEST

Front tyres, Rear tyres	480/70R30	620/70R42
Inflation pressure	80 kPa	80 kPa

UNBALLASTED

Total Mass	7615 kg
Maximum drawbar pull	76,68 kN
at speed of	2,76 km/h
Maximum power	121,7 kW
at speed of	9,63 km/h



BALLASTED

Not applicable