

OECD ABSTRACT OF AGRICULTURAL AND FORESTRY TRACTOR PERFORMANCE TEST

OECD Approval Number	2/2 959
OECD Approval Date	06/07/2016
Make	NEW HOLLAND
Model	T7.225 AC
Type	4 WD
Transmission	Continuously variable transmission
Speed	50 km/h
Manufacturer	CNH Industrial Europe Holding S.A.
Testing Station	BLT – Austria



SPECIFICATIONS

ENGINE

<i>Make</i>	FTP Industrial	
<i>Model</i>	F4DFE613M*B	
<i>Type</i>	Direct injection	
<i>Supercharging</i>	Yes	
<i>Cylinders</i>	6	
<i>Disposition</i>	vertical in line	
<i>Capacity</i>	6728 cm ³	
<i>Cooling</i>	Liquid	

TRANSMISSION

<i>Gear box</i>		CVT
<i>Number of forward and reverse speeds</i>	2	1
<i>Speed at rated engine speed</i>	from 0	to 47,3 km/h

POWER TAKE-OFF SPECIFICATIONS

<i>Standard Power take-off speed</i>	<u>540 min⁻¹</u>	<u>1000 min⁻¹</u>
<i>Power take-off speed at rated engine speed</i>	603 min ⁻¹	1141 min ⁻¹
<i>Diameter of the shaft</i>	35 mm	35 mm
<i>Number of splines</i>	6	21

PTO TEST RESULTS

One hour test at maximum power

Power, Engine and Power take-off speed	127,5 kW	1799 min ⁻¹	932 min ⁻¹
Hourly and specific consumption		35,05 l/h	226 g/kWh
Hourly and specific urea consumption		2,69 l/h	22,8 g/kWh

Test at maximum power at rated engine speed

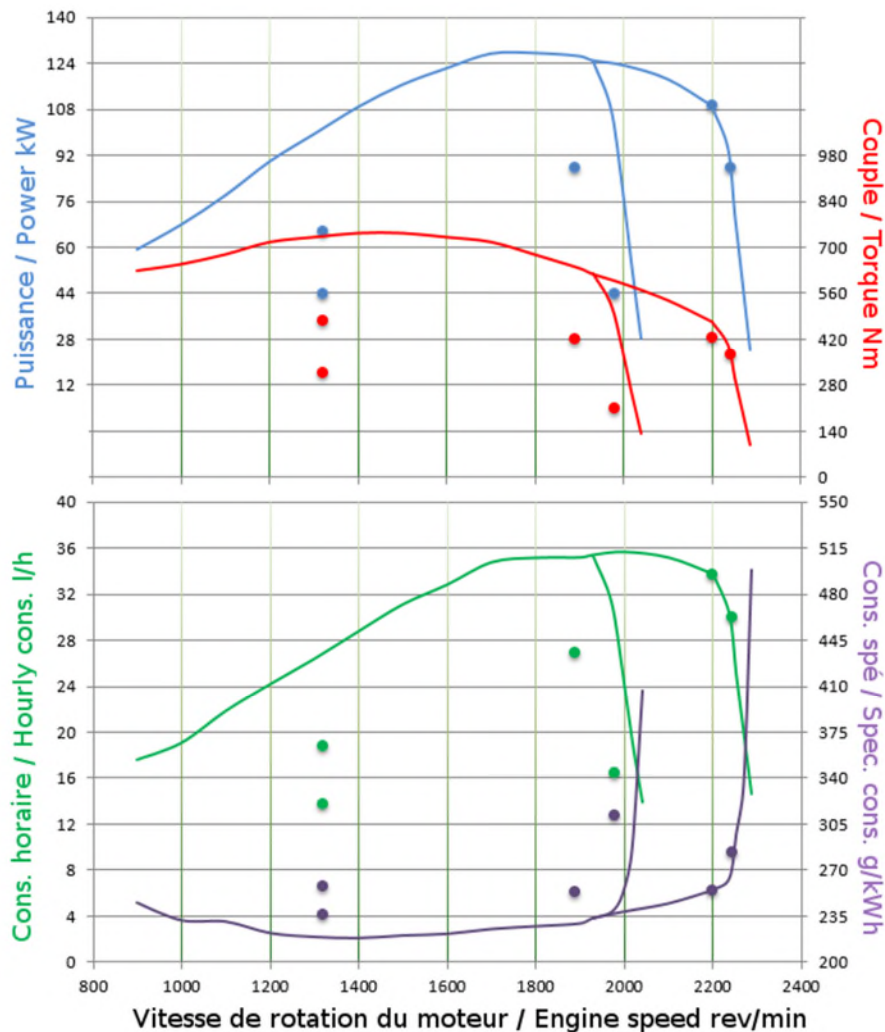
Power, Engine and Power take-off speed	109,2 kW	2200 min ⁻¹	1140 min ⁻¹
Hourly and specific consumption		33,70 l/h	255 g/kWh
Hourly and specific urea consumption		2,48 l/h	24,5 g/kWh

Test at standard Power take-off speed

Power, Engine and Power take-off speed	125,0 kW	1930 min ⁻¹	1000 min ⁻¹
Hourly and specific consumption		35,36 l/h	233 g/kWh
Hourly and specific urea consumption		2,73 l/h	23,5 g/kWh

Torque rise

			56,6 %
<u>Maximum torque, Engine speed corresponding</u>		742,2 Nm	1500 min ⁻¹



POWERBOOST - PTO TEST RESULTS

One hour test at maximum power

Power, Engine and Power take-off speed	-	-	-
Hourly and specific consumption	-	-	-
Hourly and specific urea consumption	-	-	-

Test at maximum power at rated engine speed

Power, Engine and Power take-off speed	125,2 kW	2200 min ⁻¹	1140 min ⁻¹
Hourly and specific consumption		37,76 l/h	249 g/kWh
Hourly and specific urea consumption		2,81 l/h	24,2 g/kWh

Test at standard Power take-off speed

Power, Engine and Power take-off speed	142,0 kW	1930 min ⁻¹	1000 min ⁻¹
Hourly and specific consumption		39,61 l/h	230 g/kWh
Hourly and specific urea consumption		2,88 l/h	21,9 g/kWh

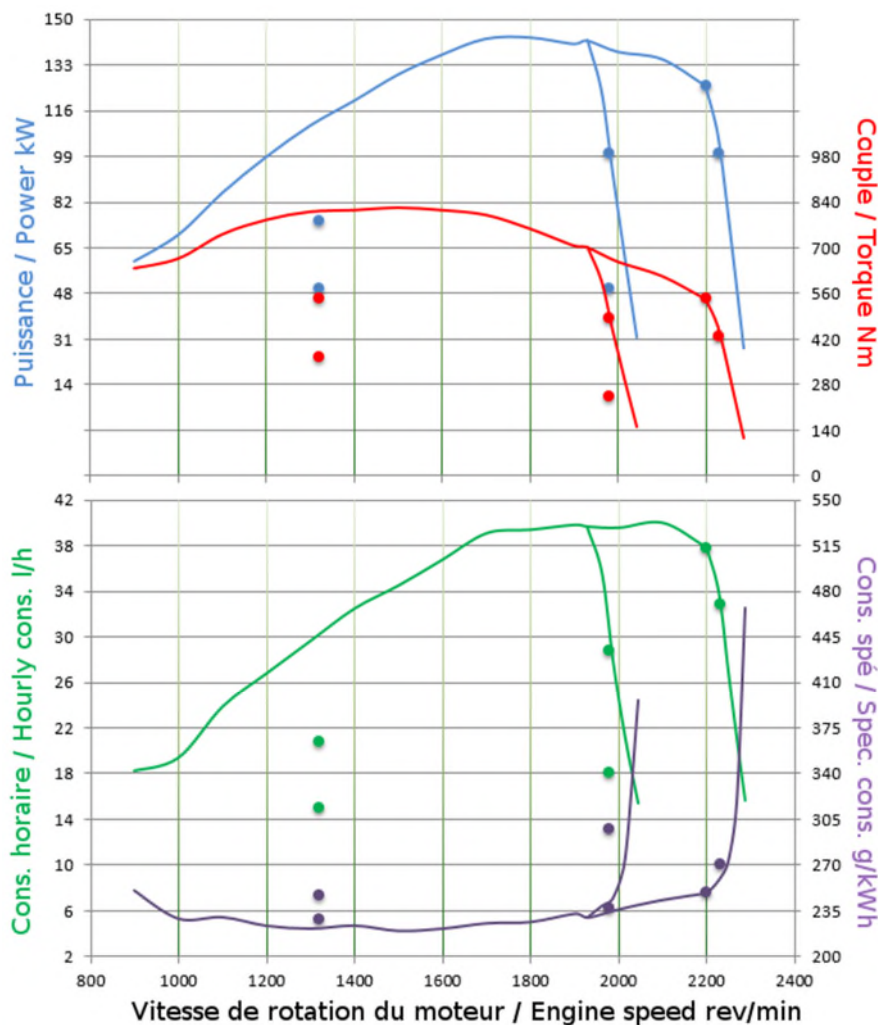
Torque rise

51,6 %

Maximum torque, Engine speed corresponding

823,8 Nm

1500 min⁻¹



 PARTICULATE FILTER ACTIVE REGENERATION FUEL USE

Not available

 HYDRAULIC PERFORMANCE AND POWER LIFT TEST

Hydraulic system closed centre
 Relief valve pressure setting (tolerance): 21,0 ± 0,5 MPa

 HYDRAULIC PERFORMANCES

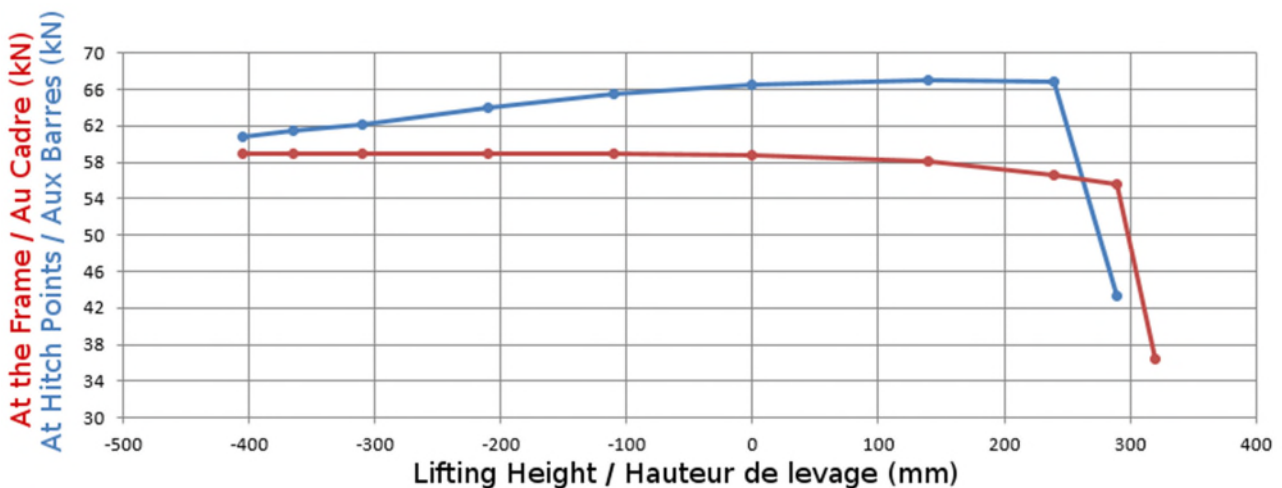
At maximum hydraulic power

Flow rate, Pressure, Power (couplers: 1 pair)	93,5 l/min	17,0 MPa	26,5 kW
Flow rate, Pressure, Power (couplers: 2 pairs or +)	113,2 l/min	17,0 MPa	32,1 kW

 POWER LIFT

Maximum lifting force

at the hitch points	43,3 kN
at the frame	36,4 kN

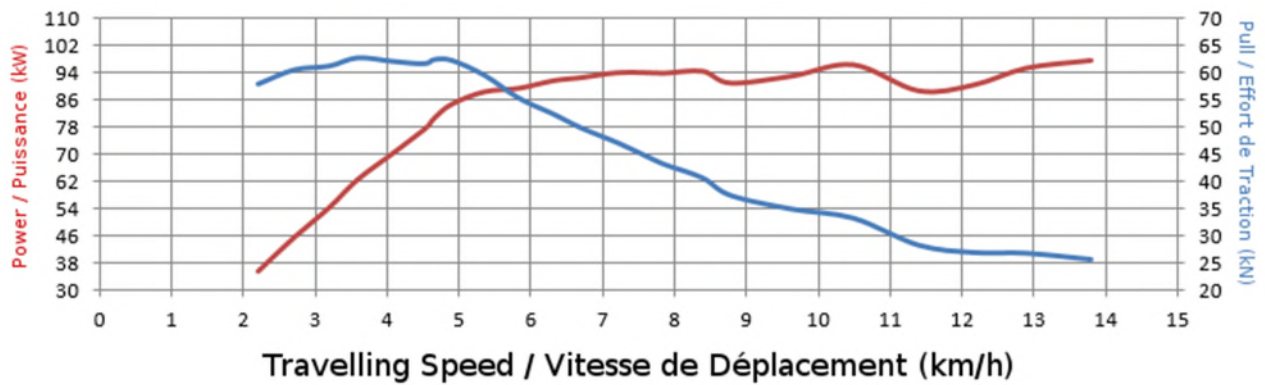


DRAWBAR TEST

Front tyres, Rear tyres	420/85 R 28	520/85 R 38
Inflation pressure	110 kPa	110 kPa

UNBALLASTED

Total Mass	7105 kg
Maximum drawbar pull	62,80 kN
at speed of	3,58 km/h
Maximum power	96,55 kW
at speed of	10,49 km/h



BALLASTED

Not available