

## SF1.2: Children in Families

### Definitions and methodology

This indicator presents information on the distribution of children (aged 0-17) according to the presence and marital status of parents in the household. Children are categorised into three groups according to how many adults who are considered parents live in the same household:

- *Living with two parents*: the child lives primarily in a household with two adults who are reported as 'parents' of the child, with 'parents' generally referring to both biological parents and step- or adoptive-parents. For European countries and a few non-European OECD countries, data allow for the numbers of children to be further disaggregated into those who live with *two married parents* – that is, with two adults that are considered parents and who are married to each other – and those who live with *two cohabiting parents*, that is, with two parents who are not married to each other. For European countries, 'married parents' in principle includes parents in registered partnerships, although actual practice may vary from country to country.
- *Living with a single parent*: the child lives primarily in a household with only one adult who is reported as a 'parent' of the child. This can be a biological parent or a step- or adoptive-parent. The household may or may not contain other adults – including grandparents and other adult relatives or unrelated adults – but only one adult can be considered as a parent for the household to be classified as a single-parent household.
- *Other*: where the child lives primarily in a household where no adult is considered a parent. This household type covers a variety of possible living arrangements, including the child living with grandparents, other relatives or unrelated adults, as long as none of the adults in the household are reported as a parent of the child.

### Key findings

Across OECD countries, most children live in households with two parents (Chart SF2.1.A). Rates vary from country to country – from less than 70% in Lithuania to 90% or more in Greece, Türkiye, Poland, Korea, and Slovenia – but the proportion of children living in households with two parents is over 80% in most OECD countries. Most remaining children live with a single parent, rather than with no parents. At over 30%, Lithuania has the highest proportion of children living with a single parent. Rates are also high in France, Mexico, Norway and the United States, where around one-in-four children live with a single parent.

**Other relevant indicators:** Family size and household composition (SF1.1); [Unclassified - Non classifié](#) Living arrangements of children (SF1.3); Share of births outside marriage (SF2.4); Childlessness (SF2.5); Marriage and Divorce rates (SF3.1) and Cohabitation rate and prevalence other forms of partnerships (SF3.3); and Child poverty (CO2.2).

This document, as well as any data and any map included herein, are without prejudice to the status of or sovereignty over any territory, to the delimitation of international frontiers and boundaries and to the name of any territory, city or area.

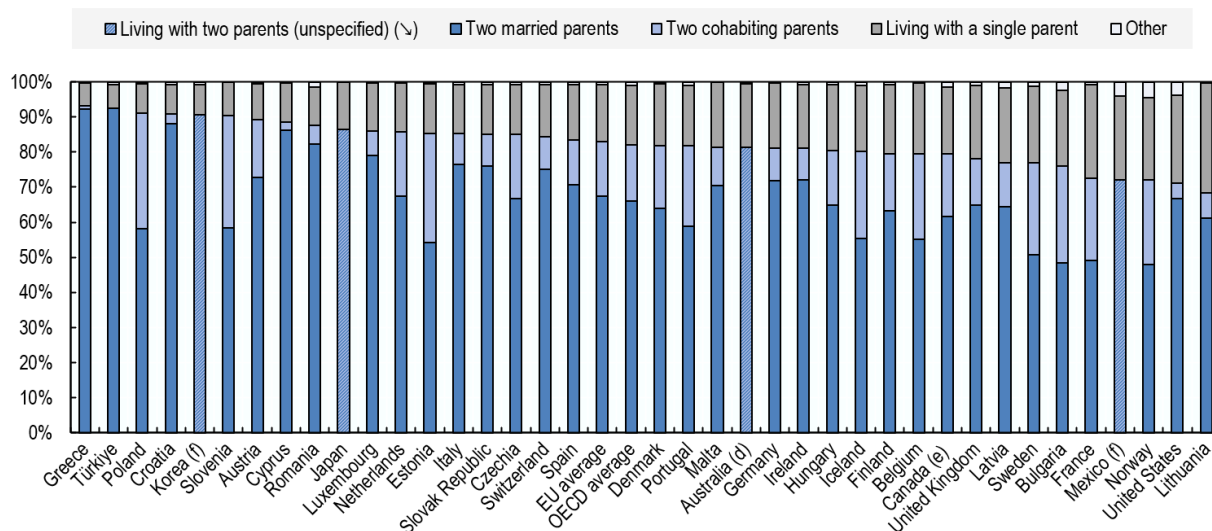
Note by Türkiye: The information in this document with reference to "Cyprus" relates to the southern part of the Island. There is no single authority representing both Turkish and Greek Cypriot people on the Island. Türkiye recognises the Turkish Republic of Northern Cyprus (TRNC). Until a lasting and equitable solution is found within the context of the United Nations, Türkiye shall preserve its position concerning the "Cyprus issue".

Note by all the European Union Member States of the OECD and the European Union: The Republic of Cyprus is recognised by all members of the United Nations with the exception of Türkiye. The information in this document relates to the area under the effective control of the Government of the Republic of Cyprus.

Most children that live with two parents also live with parents that are married to each other, although the exact proportion varies considerably across countries (Chart SF2.1.A). In Germany, Greece, Ireland, Italy, Lithuania, Luxembourg, the Slovak Republic, Switzerland, Türkiye and the United States, less than 10% of children in two-parent households also live with parents that are cohabiting. In Estonia, Poland, and Slovenia, by contrast, more than 30% of children in two-parent households are living with cohabiting parents. Still, in no OECD country does the proportion of children living with two cohabiting parents come close to exceeding the proportion living with two married parents.

### Chart SF1.2.A. Living arrangements of children, 2023<sup>a</sup>

Distribution (%) of children (aged 0-17<sup>b</sup>) by presence and marital status of parents in the household<sup>c</sup>



a) Data for Australia refer to 2012, for the United Kingdom to 2018, for Iceland to 2019, for Japan, Korea, and Mexico to 2020, and for Canada to 2021.

b) For Korea, children aged 0-12, and for Mexico, children aged 0-14

c) 'Parents' generally refers to both biological parents and step-, adoptive parents. 'Living with two married parents' refers to situations where a child lives in a household with two adults that are considered parents and these parents are married to each other. 'Living with two cohabiting parents' refers to situations where a child lives in a household with two adults that are considered parents and these parents are not married to each other. 'Living with a single parent' refers to situations where a child lives in a household with only one adult that is considered a parent. 'Other' refers to a situation where the child lives in a household where no adult is considered a parent.

d) For Australia, 'living with two parents' refers to children living in all types of 'couple' family, including 'intact' couple families (that is, a couple family containing at least one child aged 0-17 years who is the natural or adopted child of both members of the couple, and no child aged 0-17 years who is the step child of either member of the couple), 'step' couple families (that is, a couple family containing one or more children aged 0-17 years, none of whom is the natural or adopted child of both members of the couple, and at least one of whom is the step child of either member of the couple) and 'blended' couple families (that is, a couple family containing two or more children aged 0-17 years, of whom at least one is the natural or adopted child of both members of the couple, and at least one is the step child of either member of the couple).

'Living with a single parent' refers to children living in a one parent families, that is, a family consisting of a lone parent with at least one dependent or non-dependent child (regardless of age) who is also usually resident in the household.

e) For Canada, 'living with two parents' refers to children living in families 'with two parents present'. 'Living with two married parents' refers to those living in two-parent married couple families, and 'living with two cohabiting parents' refers to those living in two-parent common-law couple families. 'Living with one parent' refers to children living in families 'with one parent present'.

f) For Korea and Mexico, proportion among valid cases (i.e. cases with missing information on the presence of parents in the household are excluded from the calculation).

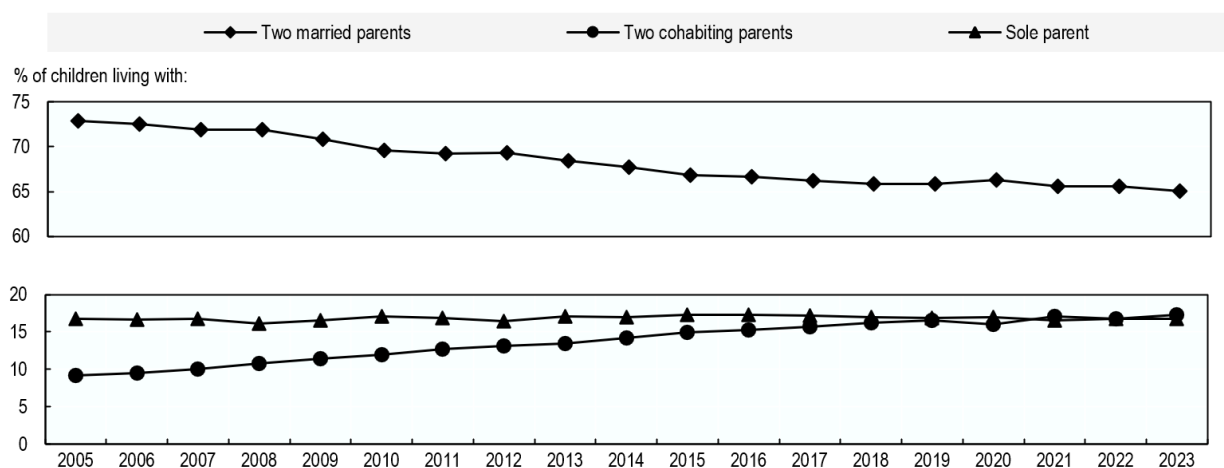
Sources: [for European countries and Turkey, Eurostat](#); [for Australia, Australian Bureau of Statistics](#); [for Canada, Statistics Canada](#); [for Japan, Statistics Japan](#); [for Korea, KOSIS](#); [for Mexico, INEGI](#); [for the United States, US Census Bureau](#)

Yet, living with two cohabiting parents is becoming increasingly common. Chart SF1.2.B, shows the OECD-22 unweighted average proportion of children living in households with two married parents, with two cohabiting parents, and with a single parent for the years 2005-2023. On average across countries where detailed data are available, the proportion of children living with two married parents decreased between 2005 and 2023 – from 73% to 65% – while the share of children living in households with a single parent remained fairly stable. The proportion living with cohabiting parents, however, has increased from 9% in 2005 to 17% in 2023. The average share of children living with two cohabiting parents now just exceeds the share living with a single parent.

Growth in the number of children living with cohabiting parents can be seen across almost all of the countries for which detailed data are available (Chart SF1.2.C). Increases are largest in Poland, where the proportion of children living with two cohabiting parents increased by over twenty percentage points between 2007 and 2023. Most countries saw an increase of at least two or three percentage points over the same period. Only one OECD country – Sweden – has seen the share of children living with two cohabiting parents fall by over three percentage points between 2007 and 2023.

### Chart SF1.2.B. Trends in the living arrangements of children, 2005 to 2023

OECD-22 unweighted average<sup>a</sup> distribution of children (aged 0-17) by presence and marital status of parents in the household<sup>b</sup>



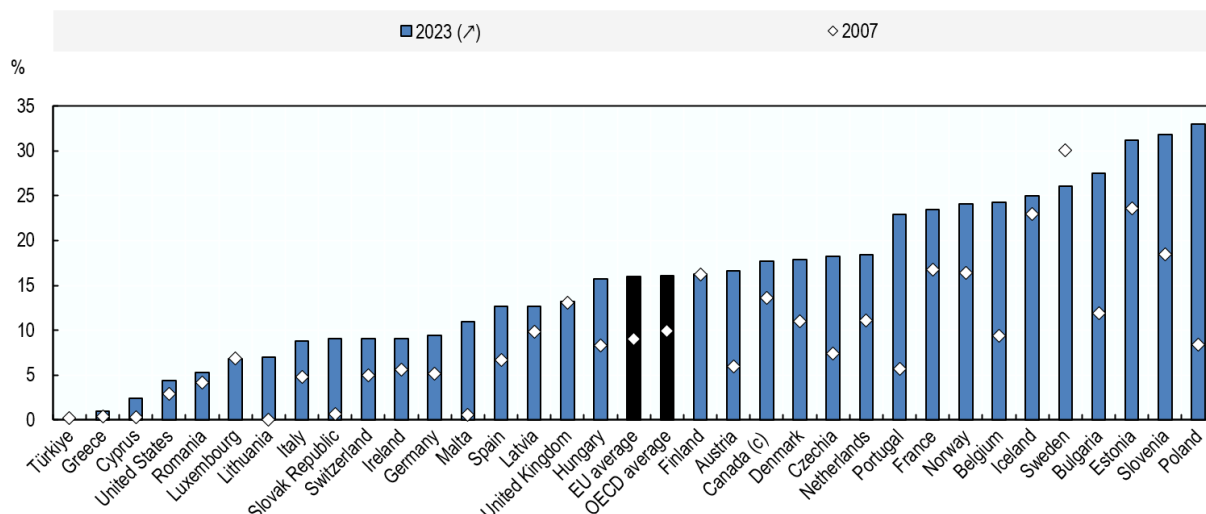
a) Unweighted average of the 22 OECD countries for which data are available for all years from 2005 to 2023. These 22 countries are: Austria, Belgium, Czechia, Denmark, Estonia, Finland, France, Germany, Greece, Ireland, Italy, Latvia, Lithuania, Luxembourg, Netherlands, Norway, Poland, Portugal, Slovak Republic, Slovenia, Spain, and Sweden.

b) see note c) in chart SF1.2.A

Source: [Eurostat](https://ec.europa.eu/eurostat)

## Chart SF1.2.C. Trends in children living with cohabiting parents, 2007 and 2023<sup>a</sup>

Proportion of children (aged 0-17) living with two cohabiting parents<sup>b</sup>



a) Data for the United Kingdom refer to 2018, for Iceland to 2019, and for Canada to 2021.

b) see note c) in chart SF1.2.A

c) see note h) on chart SF1.2.A

Source: [for European countries, Eurostat](#); [for Canada, Statistics Canada](#); [for the United States, US Census Bureau](#)

### Comparability and data issues

The data used to produce this indicator come from a range of sources, including household surveys (such as EU SILC for European countries) and national censuses (such as the Census of Canada), plus national statistical offices. Efforts have been made to ensure that definitions are comparable across the various surveys and sources used but it remains possible that variations in survey methodology may impact on results.

The household types used in this indicator are based on criteria that allow for consistent classification across the many possible household situations in which children may live, but these specific household types may not always match conventional or traditional conceptions of family forms. For example, and as noted in *definitions and methodology*, children are generally classified as living with ‘two parents’ if two adults in the household are *considered* or *reported* as parents of the child regardless of whether they are a biological or adoptive parent or a step-parent of the child. Accordingly, the ‘two parent’ household types do not distinguish between children who live in households with both of their biological or adoptive parents, and those who live in households with one biological or adoptive parent and one step-parent.

#### Sources and further reading:

Miho, A. and O. Thévenon (2020), “Treating all children equally?: Why policies should adapt to evolving family living arrangements”, OECD Social, Employment and Migration Working Papers, No. 240, OECD Publishing, Paris, <https://doi.org/10.1787/83307d97-en>.

OECD (2011) “*Doing Better for Families*”, OECD: Paris (Chapter 1: Families are changing).